

Style 10, 20, 30, 40, and 50 Recessed Escutcheons & Protective Paint Caps For Automatic Sprinkler Recessed Installation

General Description

The Tyco® Style 10, 20, 30, 40, and 50 Recessed Escutcheons are designed for recessed installation with certain pendent and horizontal sidewall sprinklers. They are intended for use in areas with finished ceilings or walls, and the adjustment provided by these escutcheons reduces the accuracy to which fixed piping to the sprinklers must be cut, while providing a decorative recessed sprinkler installation.

The two-piece Style 10 (1/2 inch NPT) or Style 40 (3/4 inch NPT) Recessed Escutcheon provides 1/2 inch (12,7 mm) of recessed adjustment or 3/4 inch (19,1 mm) of total adjustment from the flush position. The two-piece Style 20 (1/2 inch NPT) or Style 30 (3/4 inch NPT) Recessed Escutcheon provides 1/4 inch (6,4 mm) of recessed adjustment or 1/2 inch (12,7 mm) of total adjustment from the flush position. The two-piece Style 50 (1/2 inch NPT) Recessed Escutcheon provides 1/4 inch (6,4 mm) of recessed adjustment or 3/8 inch (9,5 mm) of total adjustment from the flush position.

The Style 10, 20, 30, 40, and 50 Recessed Escutcheons are redesignations for Central, Gem and Star brands as follows:

Style	Central	Gem	Star
10	3211	F700(1/2")	2085
20	3221	F705(1/2")	2084
30	4221	F705(3/4")	2086
40	4211	F700(3/4")	2088
50	307X	—	—

As an option, Protective Paint Caps (Ref. Figures 6 and 7) may be obtained to help protect the sprinkler while ceilings or walls are being finished. The Model Z-392 is suitable for use with the Style 10, 20, 30, or 40 Recessed Escutcheons, whereas the Model Z-84 is suitable for use with the Style 50 Recessed Escutcheon.

WARNING

The Recessed Escutcheons described herein must be installed and maintained in compliance with this document, as well as with the applicable standards of the National Fire Protection Association, in addition to the standards of any other authorities having jurisdiction. **Failure to do so may impair the performance of these devices.**

The owner is responsible for maintaining their fire protection system and devices in proper operating condition. The installing contractor or sprinkler manufacturer should be contacted with any questions.



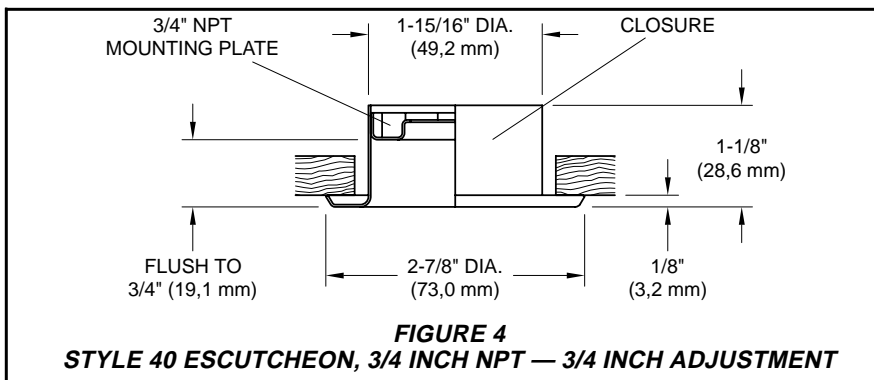
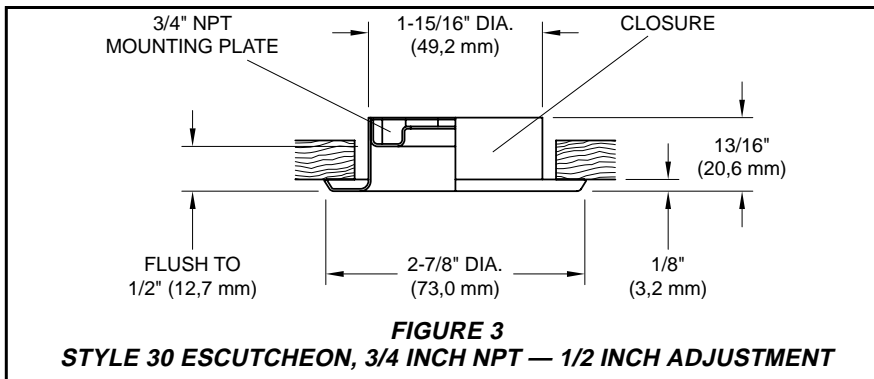
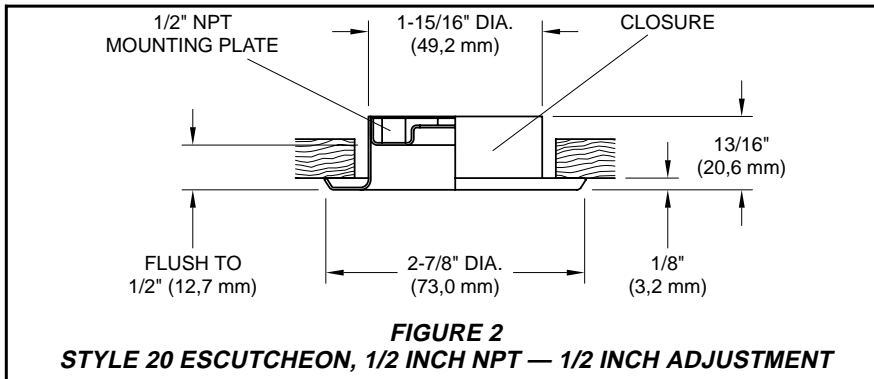
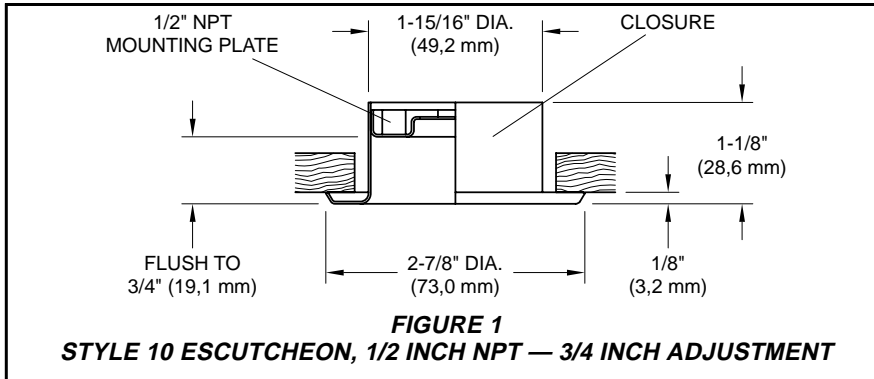
Technical Data

Approvals

Approval information, as applicable, for the Style 10, 20, 30, 40, and 50 Recessed Escutcheons is detailed in individual pendent and horizontal sidewall sprinkler data sheets that include details of recessed installation.

Materials and Finishes

Carbon steel chrome plated, white coated, or brass plated. Series 300 stainless steel white coated or plain unpolished. (Other colors are available on special request.)



Installation

Installation information, as applicable, for the Style 10, 20, 30, 40, and 50 Recessed Escutcheons is detailed in individual pendent and horizontal side-wall sprinkler data sheets that include details of recessed installation.

NOTE

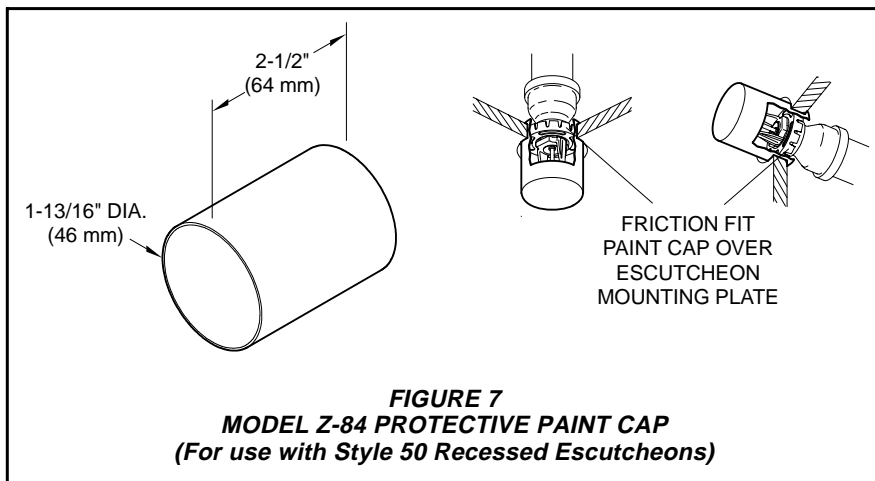
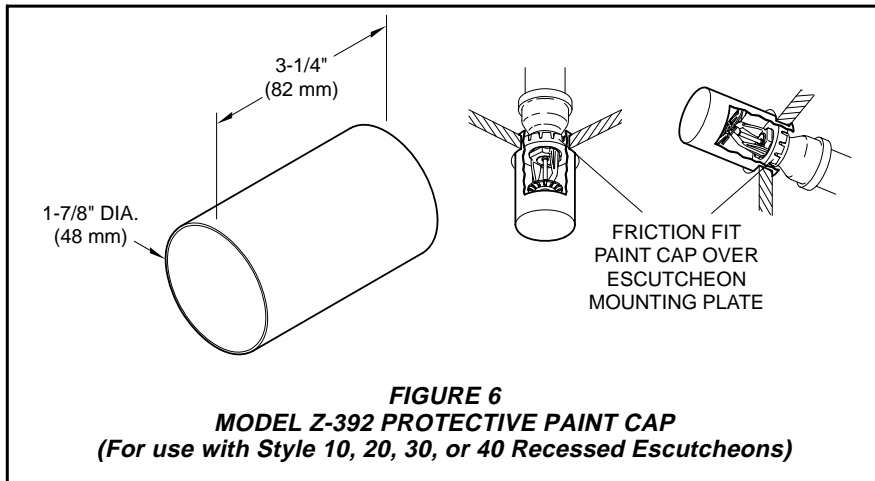
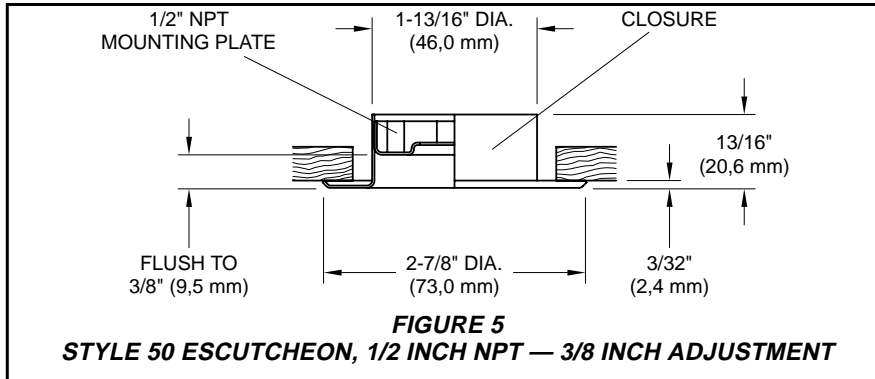
The Style 10, 20, 30, 40, and 50 Recessed Escutcheons must only be used with sprinklers for which they have been specifically laboratory approved (i.e., UL, C-UL, ULC, or FM).

As an option, Protective Paint Caps (Ref. Figures 6 and 7) may be utilized to help protect the sprinkler while the ceiling or wall, as applicable, is being finished (painting or plastering for example). The Protective Paint Cap is simply pushed over the Mounting Plate of the Recessed Escutcheon in lieu of the Closure. After the ceiling or wall finish is completed, the Protective Paint Cap is removed and the Closure is installed.

The Protective Paint Cap may be discarded as a plastic commodity (Low Density Polyethylene Recycling Category 4) in conformance with local regulations, or the Protective Paint Cap may be reused.

NOTE

The sprinkler cannot operate properly with the Protective Paint Cap in place.



Care and Maintenance

Specific requirements of the NFPA must be performed, and any impairment must be immediately corrected.

NOTE

Absence of an escutcheon, used to cover a clearance hole, may delay the time to sprinkler operation in a fire situation.

The owner is responsible for the inspection, testing, and maintenance of their fire protection system and devices in compliance with this document, as well as with the applicable standards of the National Fire Protection Association (e.g., NFPA 25), in addition to the standards of any authority having jurisdiction. The installing contractor or product manufacturer should be contacted relative to any questions.

Automatic sprinkler systems should be inspected, tested, and maintained by a qualified Inspection Service in accordance with local requirements and/or national codes.

Limited Warranty

Products manufactured by Tyco Fire & Building Products (TFBP) are warranted solely to the original Buyer for ten (10) years against defects in material and workmanship when paid for and properly installed and maintained under normal use and service. This warranty will expire ten (10) years from date of shipment by TFBP. No warranty is given for products or components manufactured by companies not affiliated by ownership with TFBP or for products and components which have been subject to misuse, improper installation, corrosion, or which have not been installed, maintained, modified or repaired in accordance with applicable Standards of the National Fire Protection Association, and/or the standards of any other Authorities Having Jurisdiction. Materials found by TFBP to be defective shall be either repaired or replaced, at TFBP's sole option. TFBP neither assumes, nor authorizes any person to assume for it, any other obligation in connection with the sale of products or parts of products. TFBP shall not be responsible for sprinkler system design errors or inaccurate or incomplete information supplied by Buyer or Buyer's representatives.

In no event shall TFBP be liable, in contract, tort, strict liability or under any other legal theory, for incidental, indirect, special or consequential damages, including but not limited to labor charges, regardless of whether TFBP was informed about the possibility of such damages, and in no event shall TFBP's liability exceed an amount equal to the sales price.

The foregoing warranty is made in lieu of any and all other warranties, express or implied, including warranties of merchantability and fitness for a particular purpose.

This limited warranty sets forth the exclusive remedy for claims based on failure of or defect in products, materials or components, whether the claim is made in contract, tort, strict liability or any other legal theory.

This warranty will apply to the full extent permitted by law. The invalidity, in whole or part, of any portion of this warranty will not affect the remainder.

Ordering Information

When placing an order, indicate the full product name. Refer to Price List for complete listing of Part Numbers.

Contact your local distributor for availability.

Recessed Escutcheon:

Specify: Style (specify) Recessed Escutcheon with (specify material and finish), P/N (specify).

CARBON STEEL

Style 10,
 1/2"NPT (15mm)
 Chrome Plated P/N 56-701-9-010
 White P/N 56-701-4-010
 Brass Plated P/N 56-701-2-010
 White (RAL9010)* P/N 56-701-3-010

Style 20
 1/2"NPT (15mm)
 Chrome Plated P/N 56-705-9-010
 White P/N 56-705-4-010
 Brass Plated P/N 56-705-2-010
 White (RAL9010)* P/N 56-705-3-010

Style 30
 3/4"NPT (20mm)
 Chrome Plated P/N 56-705-9-011
 White P/N 56-705-4-011
 Brass Plated P/N 56-705-2-011
 White (RAL9010)* P/N 56-705-3-011

Style 40
 3/4"NPT (20mm)
 Chrome Plated P/N 56-700-9-010
 White P/N 56-700-4-010
 Brass Plated P/N 56-700-2-010
 White (RAL9010)* P/N 56-700-3-010

Style 50
 1/2"NPT (15mm)
 Chrome Plated P/N 56-711-9-010
 White P/N 56-711-4-010
 Brass Plated P/N 56-711-2-010
 White (RAL9010)* P/N 56-711-3-010

* Eastern Hemisphere sales only.

STAINLESS STEEL

Style 10,
 1/2"NPT (15mm)
 White P/N 56-701-S-010
 Plain Unpolished P/N 56-701-1-010

Style 20
 1/2"NPT (15mm)
 White P/N 56-705-S-010

Style 30
 3/4"NPT (20mm)
 White P/N 56-705-S-011

Style 40
 3/4"NPT (20mm) White ... P/N 56-700-S-010
 Plain Unpolished P/N 56-700-1-010

Style 50
 1/2"NPT(15mm)
 White P/N 56-711-S-010

Protective Paint Cap:

Specify: Model (specify) Protective Paint Cap, P/N (specify).

Model Z-392 P/N 56-711-1-392
 Model Z-84 P/N 56-711-1-084